



RADEX®

Doors for people with passion



INDUSTRIAL - pine



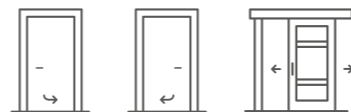
INDUSTRIAL-01 6S



INDUSTRIAL-02 8S



INDUSTRIAL-03 10S



INDUSTRIAL - pine



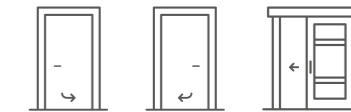
INDUSTRIAL-04 4S NS



INDUSTRIAL-05 6S NS



INDUSTRIAL-06 6S NS



INDUSTRIAL - pine



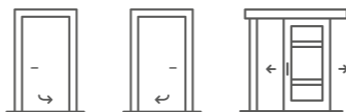
INDUSTRIAL-07 6S NS



INDUSTRIAL-08 9S NS



INDUSTRIAL-09 15S NS



INDUSTRIAL - spruce



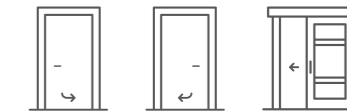
INDUSTRIAL-01 6S



INDUSTRIAL-02 8S



INDUSTRIAL-03 10S



INDUSTRIAL - spruce



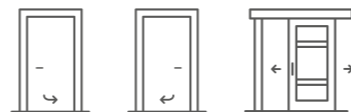
INDUSTRIAL-04 4S NS



INDUSTRIAL-05 6S NS



INDUSTRIAL-06 6S NS



INDUSTRIAL - spruce



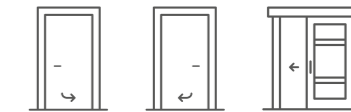
INDUSTRIAL-07 6S NS



INDUSTRIAL-08 9S NS



INDUSTRIAL-09 15S NS



FIXED KNOTTED FRAME



PRODUCT DESCRIPTION

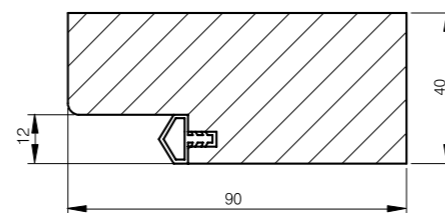
Fixed knotted frame made of pine wood. The set includes a gasket, two hinges and a catch plate.

TECHNICAL PARAMETERS

Dimension of the door frame: **90x40 mm**

Available widths: **60, 70, 80, 90, 100***

CROSS-SECTION DRAWING



GASKET



HINGE



CATCH PLATE

FIXED KNOTLESS FRAME



PRODUCT DESCRIPTION

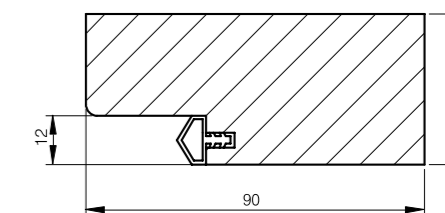
Fixed knotless frame made of pine wood. The set includes a gasket, two hinges and a catch plate.

TECHNICAL PARAMETERS

Dimension of the door frame: **90x40 mm**

Available widths: **60, 70, 80, 90, 100***

CROSS-SECTION DRAWING



GASKET



HINGE



CATCH PLATE

ADJUSTABLE KNOTTED FRAME



PRODUCT DESCRIPTION

Adjustable knotted frame made of pine wood. The set includes a gasket, two adjustable hinges and a catch plate.

TECHNICAL PARAMETERS

Available widths: **60, 70, 80, 90, 100***

Adjustment range: **od 60 mm do 420 mm, co 20 mm**



GASKET

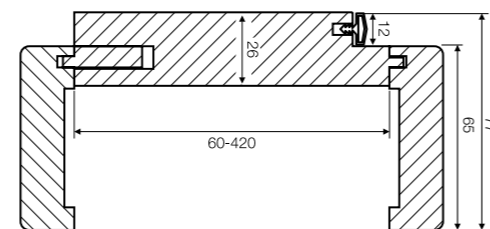


HINGE



CATCH PLATE

CROSS-SECTION DRAWING



SECTION



ADJUSTABLE KNOTTED DECORATIVE FRAME



PRODUCT DESCRIPTION

Adjustable knotted frame with decorative profile made of pine wood. The set includes a gasket, two adjustable hinges and a catch plate.

TECHNICAL PARAMETERS

Available widths: **60, 70, 80, 90, 100***

Adjustment range: **od 60 mm do 420 mm, co 20 mm**



GASKET

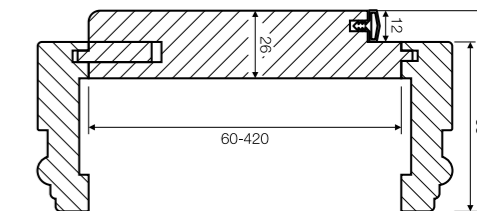


HINGE



CATCH PLATE

CROSS-SECTION DRAWING



SECTION



ADJUSTABLE KNOTLESS FRAME



PRODUCT DESCRIPTION

Adjustable frame made of pine wood. The set includes a gasket, two adjustable hinges and a catch plate.

TECHNICAL PARAMETERS

Available widths: **60, 70, 80, 90, 100***

Adjustment range: **od 75 mm do 405 mm, co 15 mm**



GASKET

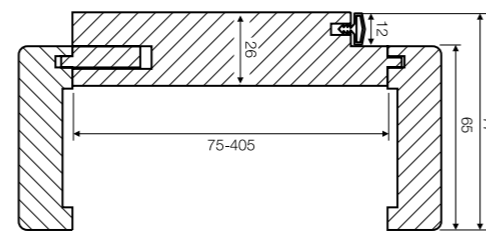


HINGE



CATCH PLATE

CROSS-SECTION DRAWING



SECTION



AVAILABLE GLAZINGS



TRANSPARENT



LACOMAT



GROOVED



RADEX POLAND SP. Z O.O.
ul. Przemysłowa 3, 14-200 Ława, Polska

+48 89 648 75 01
+48 89 644 82 88
SPRZEDAZ@RADEX.COM
WWW.RADEX.COM

This publication does not constitute an offer within the meaning of the law
and was made for information purposes only.

The manufacturer reserves the right to change the construction of the product.
NOTE: Due to the technique of printing colors in this catalog may be different from the real
ones.

Edition I/2024